



कमला नेहरू भौतिक एवं सामाजिक विज्ञान संस्थान, सुलतानपुर-228118

Kamla Nehru Institute of Physical & Social Sciences, Sultanpur-228118

सम्बद्ध: डॉ. रा.म.लो. अवध विश्वविद्यालय, फैजाबाद (उ०प्र०)

(विश्वविद्यालय अनुदान आयोग की स्वायत्त संस्था नैक (NAAC) द्वारा 'A' श्रेणी में मूल्यांकित)

(Accredited by NAAC with 'A' grade)

Email_ID: knipssln@gmail.com, Website: www.knmt.org.in

& Fax: 05362-240854

: 9414255398

पत्रांक:

दिनांक: 06/09/2022

STUDENTS' SATISFACTION SURVEY REPORT 2021-22

The Institution has an enrolment of more than 12124 students in Under-Graduate, Post-Graduate and in professional Courses like Teachers' Training, BBA and Law.

The students are an integral part of the Institution. In order to capture the experiences of students for the academic session 2021-22, a questionnaire has been framed and forwarded online. The questionnaire of the survey includes 21 questions to which the students of the Institution with the help of Google Forms give responses anonymously. The survey components include an Institute level feedback on infrastructure and learning experiences. Students' Satisfaction Survey was conducted during the months of July-August, 2021.

The outcome of the survey helps to reach the objective of the Institution. This also helps to initiate remedial action to improve the facilities whenever and wherever it is required. The result of the survey provides a base to formulate plan for the future.

Totally, **4684** students responded to Students' Satisfaction Survey. The analysis of the survey conducted shows that, 3550 students were highly satisfied with the Teaching-Learning Processes of the Institution. Students have expressed satisfaction over the syllabus offered/adopted under National Education Policy (NEP)-2020 and their coverage in the classes and laboratories.

The survey questionnaire include the parameters like facilities, syllabus, redressal of grievances, course outcomes and related activities in the College and this revealed that the students are highly satisfied. At the same time, the students highly appreciated and were satisfied with the implementation of learning outcomes based curriculum which includes communication of teachers with students, teaching methodology, seminar works and its follow up made by the faculty throughout the session.

The highly satisfied students also acknowledge the efforts put by the faculty in promoting and conducting hands on Training Sessions, Interdisciplinary Learning Programmes implemented in the Institution since they are very much helpful to them to see the world beyond their prescribed curriculum and motivating them to learn other subjects.

The parameters like faculty participation in identifying strength and weaknesses to strengthen and overcome those respectively, Institutional ability in inculcating "Soft Skills", "life skills" and "employment skills" among students to the world of words, teaching with ICT tools by the faculty along with the appropriate teaching pedagogy has been rated high in the survey.

PRINCIPAL
Kamla Nehru Institute of
Physical & Social Science
SULTANPUR





कमला नेहरू भौतिक एवं सामाजिक विज्ञान संस्थान, सुलतानपुर-228118

Kamla Nehru Institute of Physical & Social Sciences, Sultanpur-228118

सम्बद्ध: डॉ. राममनोहर लोहिया अवध विश्वविद्यालय, अयोध्या (उ०प्र०)

(विश्वविद्यालय अनुदान आयोग की स्वायत्त संस्था नैक (NAAC) द्वारा 'A' श्रेणी में मूल्यांकित)

(Accredited in 'A' grade by NAAC)

Email_ID: prncipalknlpss@gmail.com, Website: www.knlpss.ac.in

& Fax: 05362-240854

Mob.No.: 9416255398,

9984876699

पत्रांक:

दिनांक: 12/10/2022

Student's Feedback & Action taken report (2021-22)

Feedbacks were collected from following stakeholders:

1. Student
2. Teachers
3. Employee
4. Alumni
5. Parents

The received data was analysed by Feedback committee and there after it was discussed with the IQAC team. Following are the outcomes of feedback and necessary action taken for the improvement.

S. No.	Feedback	Action Taken
1.	The Institute takes active interest in promoting internship, field visit opportunities. Student exchange at vide level must be improved in near by future.	(A)All Faculty heads will ensure orientation programme for students, which can be an overwhelming experience. Department like Geog., botany, B.Ed. often adopt Field trip as important feature of their curriculum. Beside these all faculty must be motivated for student exchange / Faculty exchange by visiting other higher educational institute and demand related support so they will get new social inter-action & will modify their behaviour pattern. (B) Inter faculty exchange programme fastened after removal of Covid-19 Restrictions.
2.	Canteen facilities are not up to the mark. 1.Cleanliness 2.Seating arrangement	A. Canteen waste management must be improved. B. More seating arrangement must be made for students.

(Convenor Feedback Committee)

(Principal)

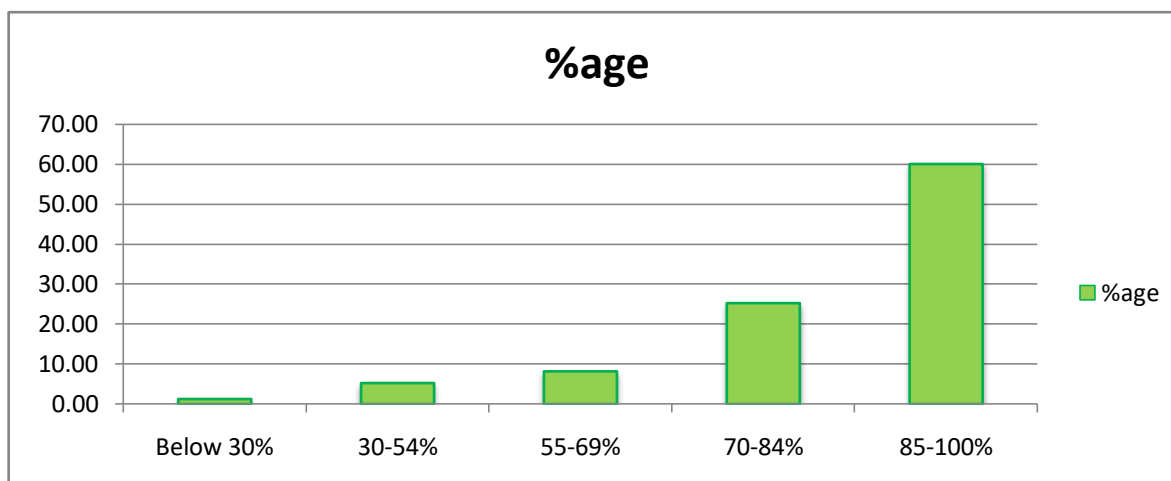
PRINCIPAL
Kamla Nehru Institute of
Physical & Social Science
SULTANPUR



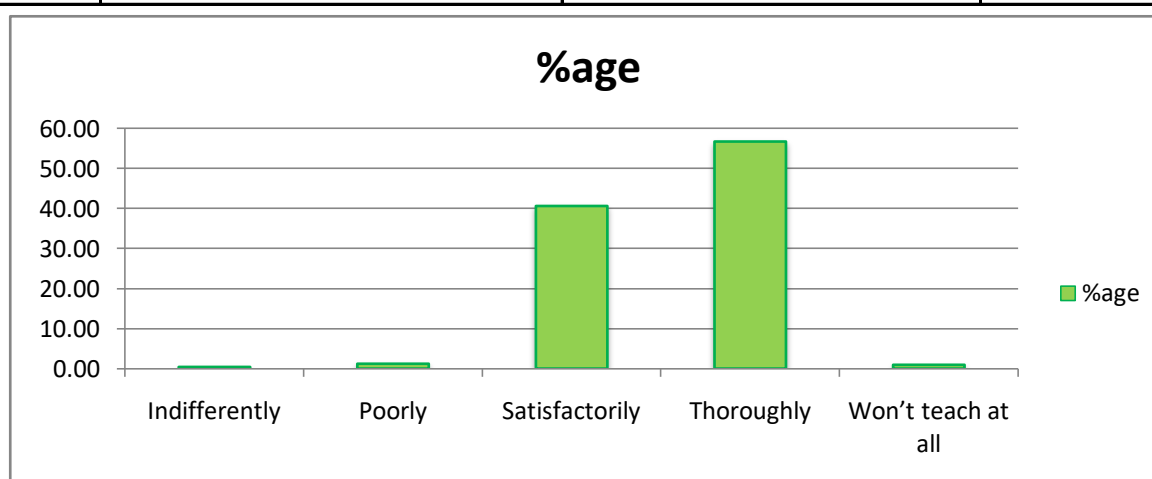
Students Feedback Form

Total No of Participant 4684

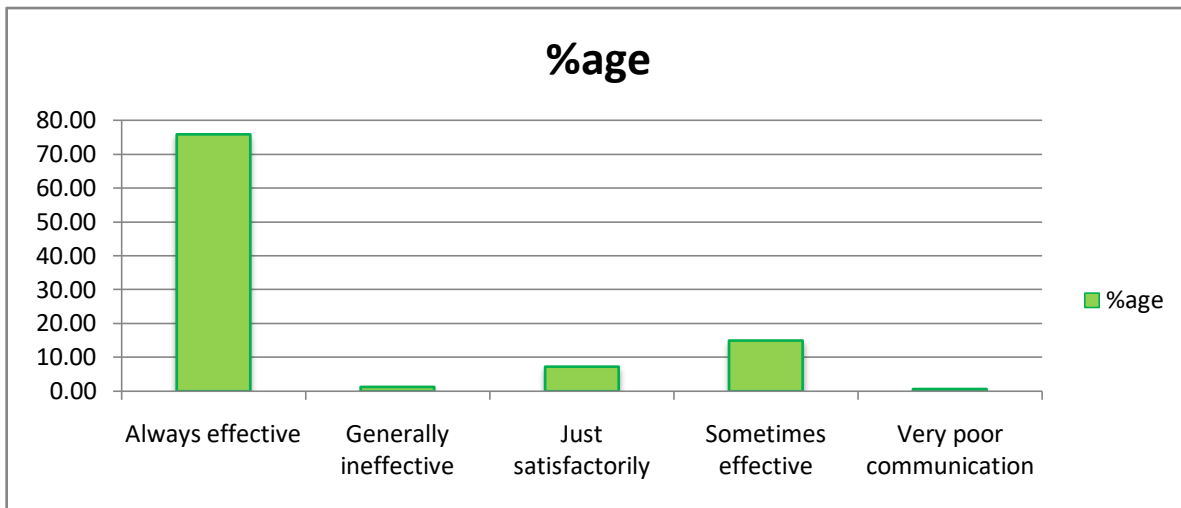
Sr. No.	Topic	Criteria	%age
1	Syllabus Covered	Below 30%	1.25
		30-54%	5.20
		55-69%	8.20
		70-84%	25.26
		85-100%	60.09



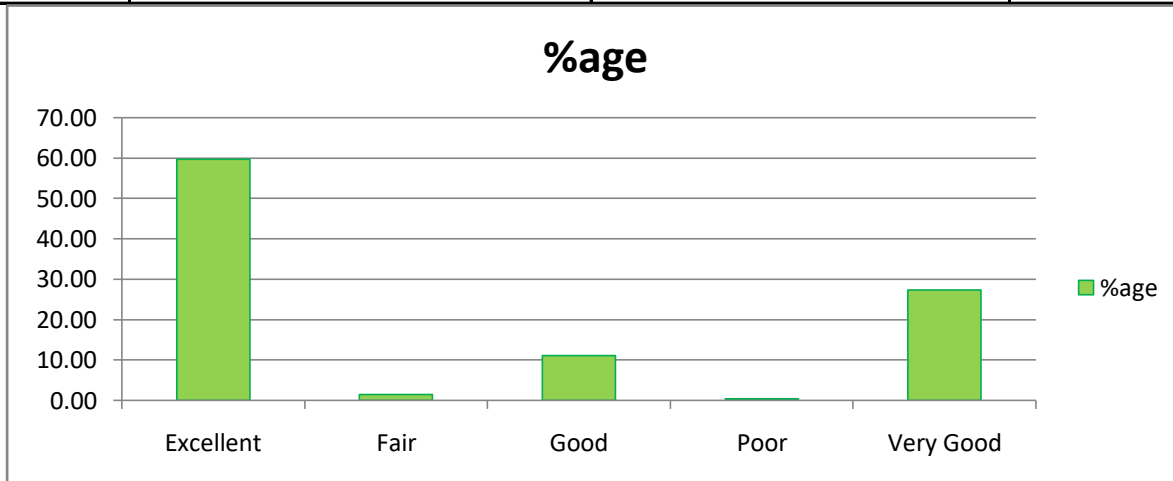
Sr. No.	Topic	Criteria	%age
2	Teachers Prepration	Indifferently	0.46
		Poorly	1.25
		Satisfactorily	40.65
		Thoroughly	56.68
		Won't teach at all	0.96



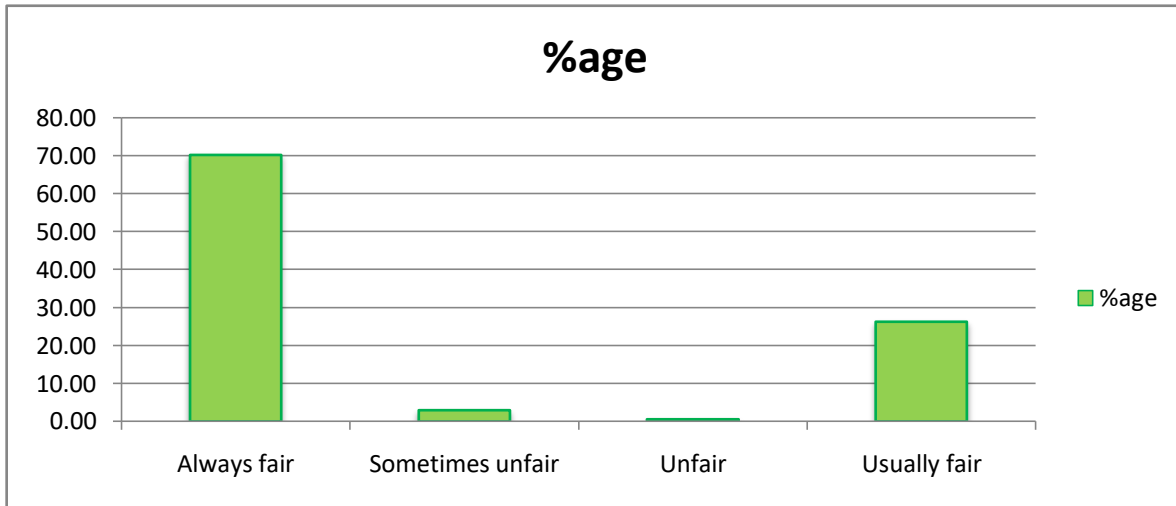
Sr. No.	Topic	Criteria	%age
3	Teachers able to communicate	Always effective	75.78
		Generally ineffective	1.25
		Just satisfactorily	7.27
		Sometimes effective	15.03
		Very poor communication	0.67



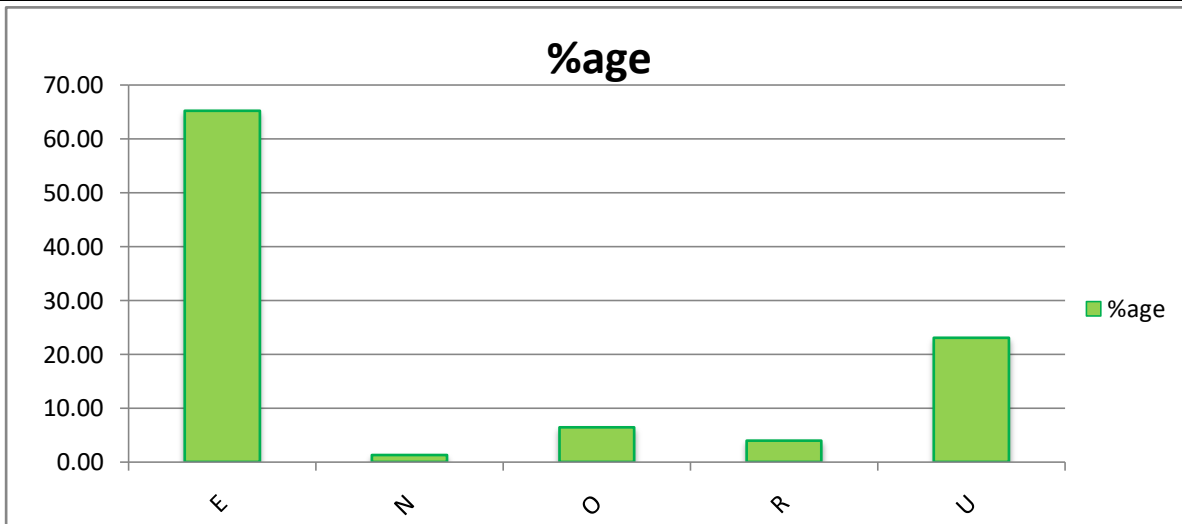
Sr. No.	Topic	Criteria	%age
4	Teacher's Approach	Excellent	59.64
		Fair	1.43
		Good	11.12
		Poor	0.42
		Very Good	27.39



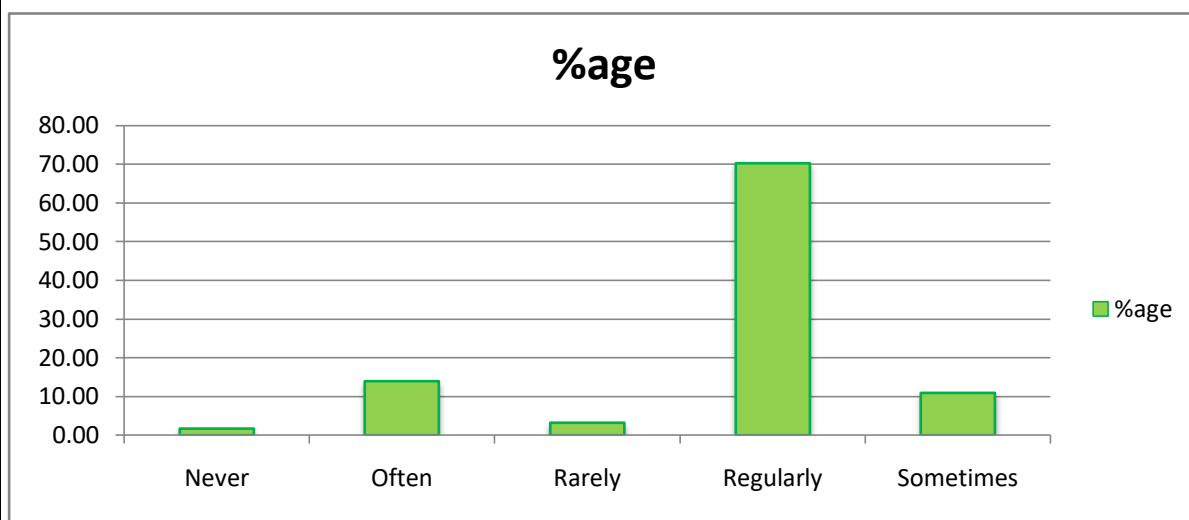
Sr. No.	Topic	Criteria	%age
5	Internal Evaluation Fairness	Always fair	70.28
		Sometimes unfair	2.93
		Unfair	0.53
		Usually fair	26.26



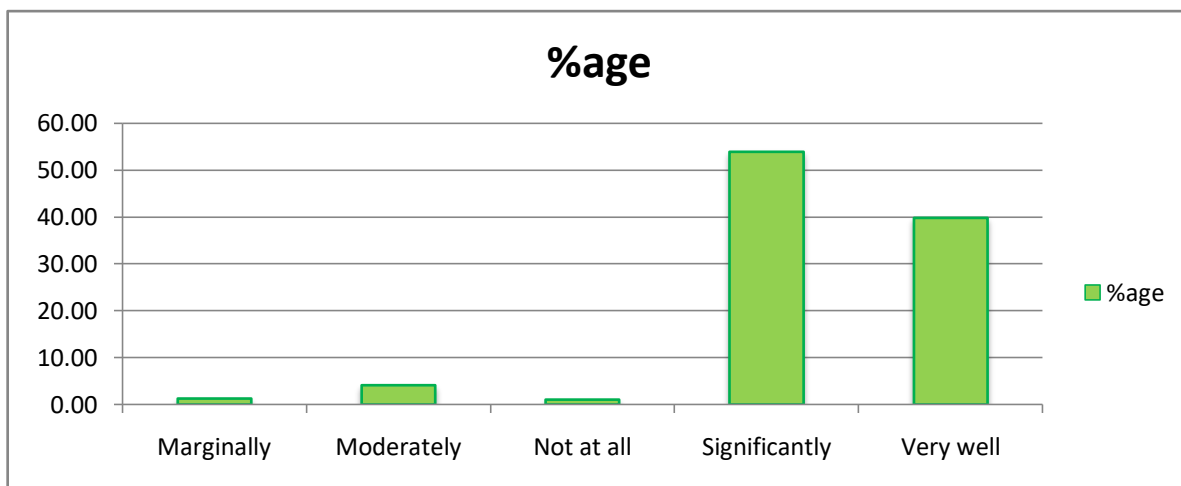
Sr. No.	Topic	Criteria	%age
6	Assignments Performance Discussed	Every time	65.24
		Never	1.28
		Occasionally/Sometimes	6.45
		Rarely	3.98
		Usually	23.05



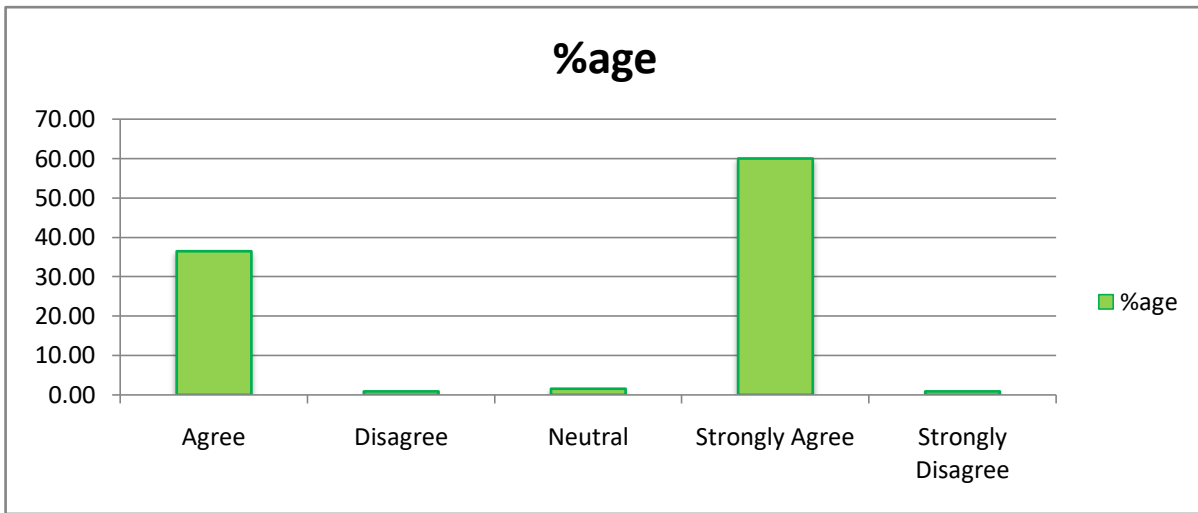
Sr. No.	Topic	Criteria	%age
7	Opportunities For Students	Never	1.72
		Often	13.92
		Rarely	3.15
		Regularly	70.23
		Sometimes	10.98



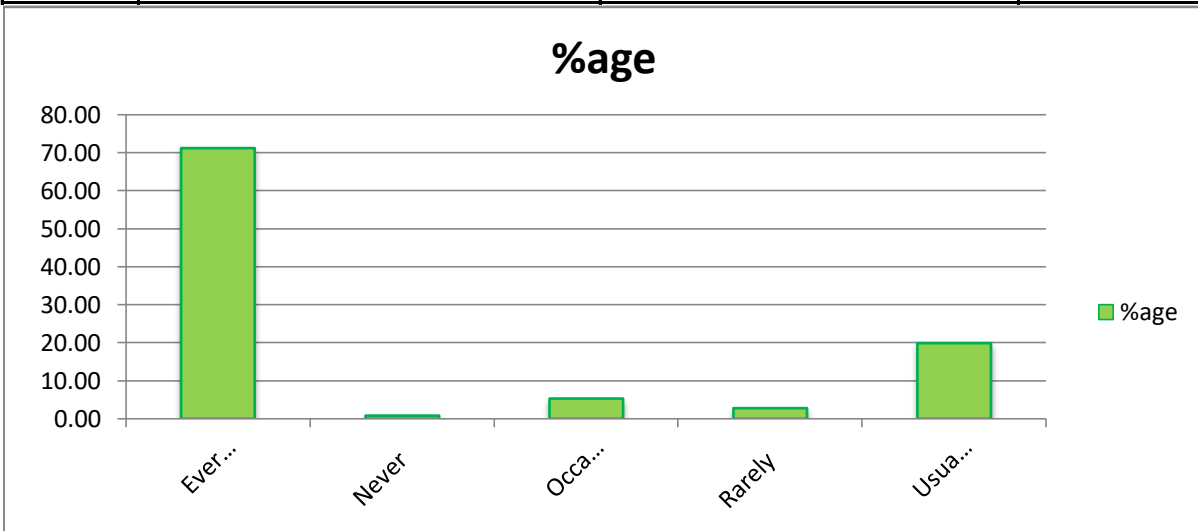
Sr. No.	Topic	Criteria	%age
8	Teaching And Mentoring Process	Marginally	1.23
		Moderately	4.12
		Not at all	1.02
		Significantly	53.86
		Very well	39.77



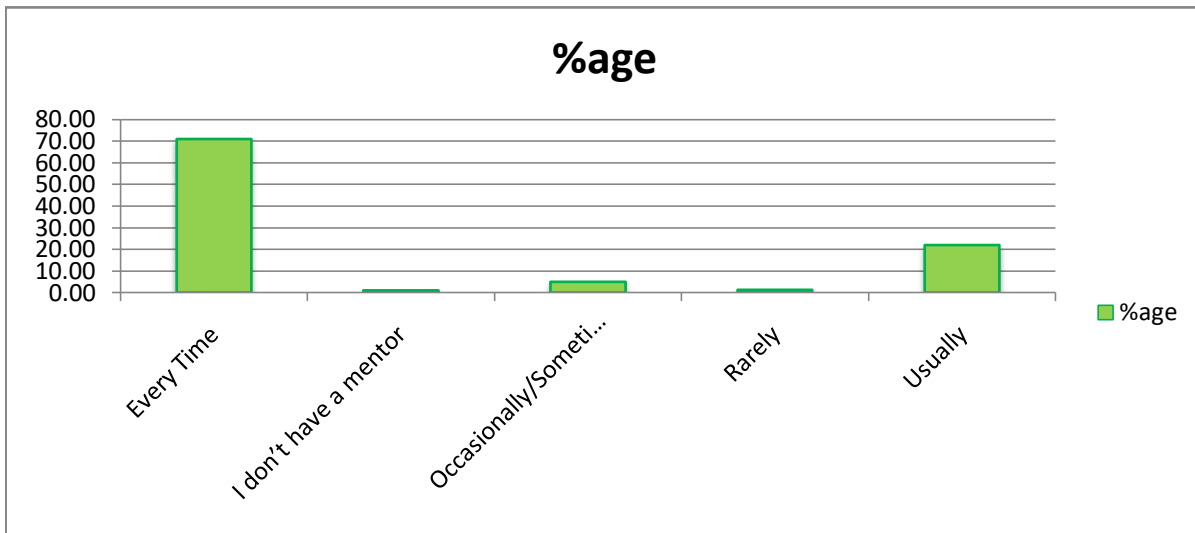
Sr. No.	Topic	Criteria	%age
9	Opportunities To Learn And Grow	Agree	36.54
		Disagree	0.89
		Neutral	1.59
		Strongly Agree	60.03
		Strongly Disagree	0.95



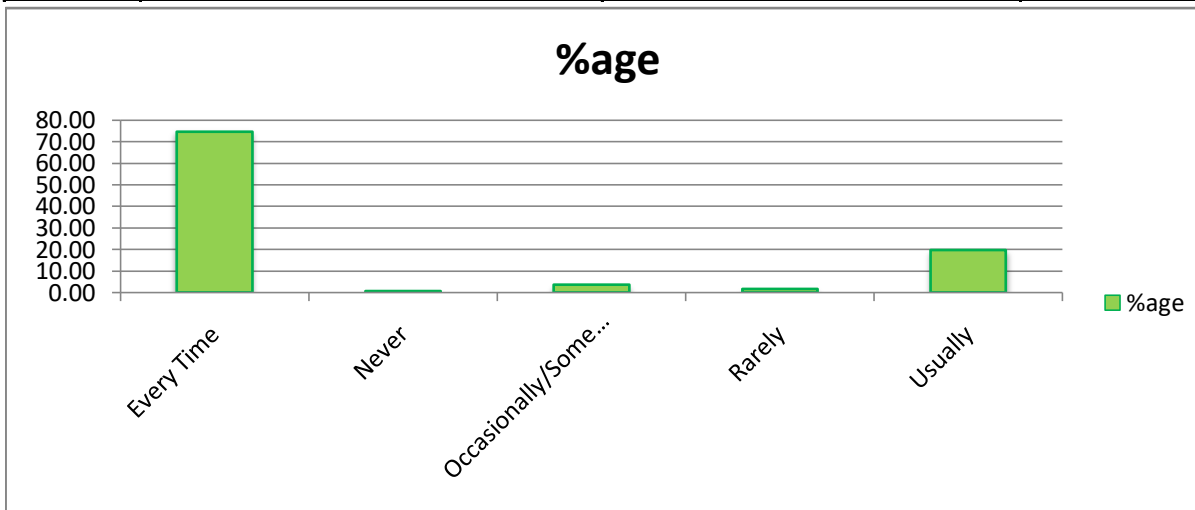
Sr. No.	Topic	Criteria	%age
10	Teachers Inform You About Programme Outcomes	Every Time	71.15
		Never	0.81
		Occasionally/Sometimes	5.29
		Rarely	2.81
		Usually	19.94



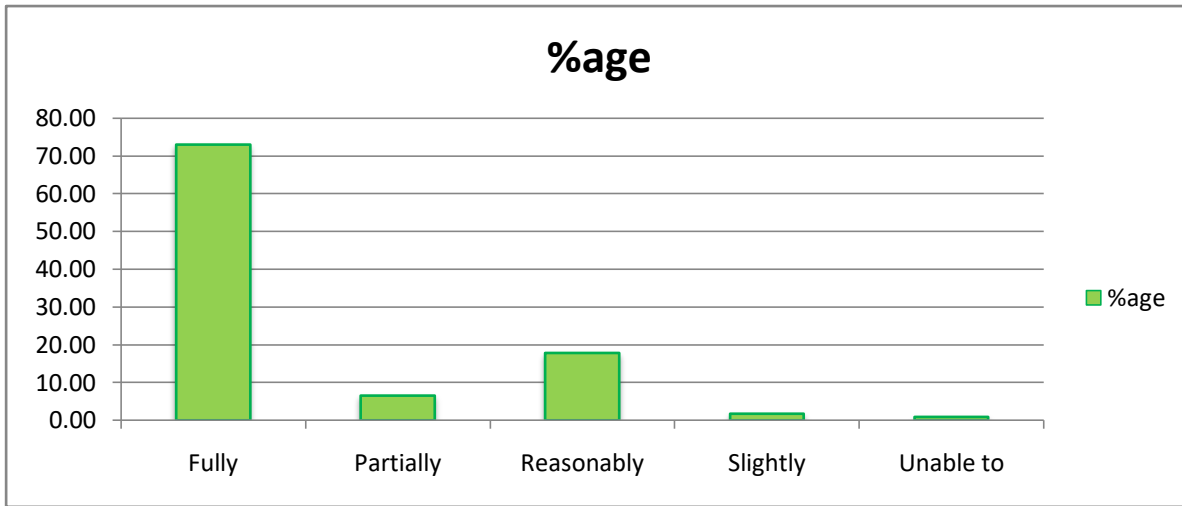
Sr. No.	Topic	Criteria	%age
11	Mentor's Follow-Up	Every Time	70.88
		I don't have a mentor	1.12
		Occasionally/Sometimes	4.93
		Rarely	1.23
		Usually	21.84



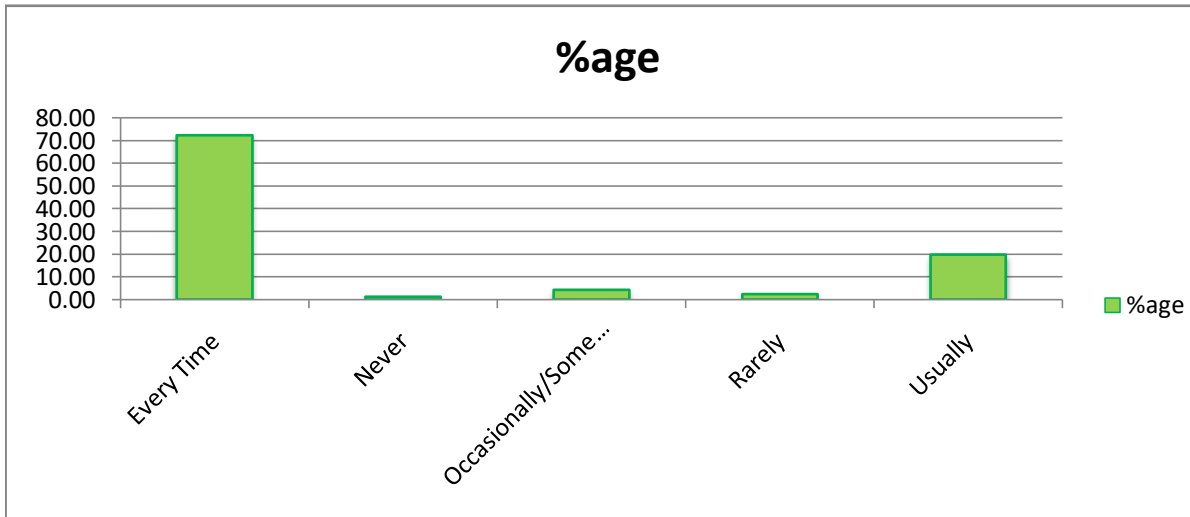
Sr. No.	Topic	Criteria	%age
12	Teachers Illustrate The Concepts	Every Time	74.72
		Never	0.59
		Occasionally/Sometimes	3.51
		Rarely	1.52
		Usually	19.66



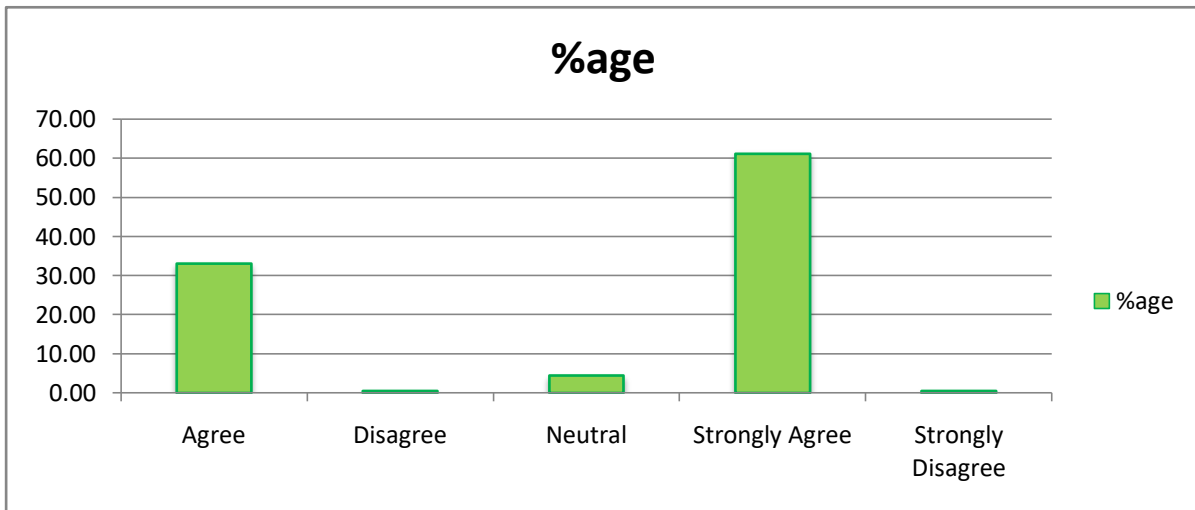
Sr. No.	Topic	Criteria	%age
13	Teachers Identify Your Strengths	Fully	73.00
		Partially	6.54
		Reasonably	17.81
		Slightly	1.72
		Unable to	0.93



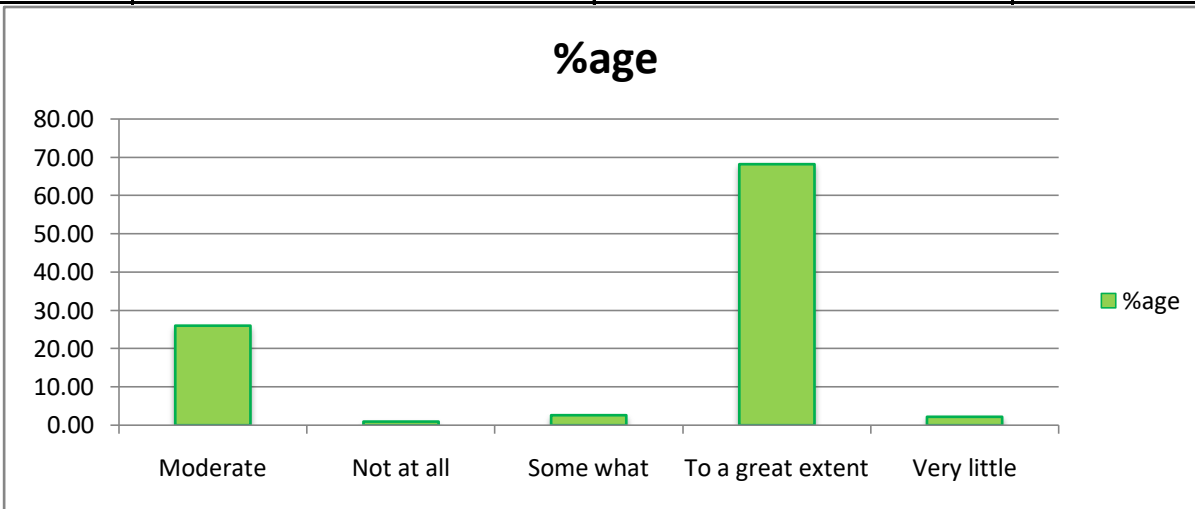
Sr. No.	Topic	Criteria	%age
14	Teachers Are Able To Identify Your Weaknesses	Every Time	72.31
		Never	1.26
		Occasionally/Sometimes	4.25
		Rarely	2.51
		Usually	19.67



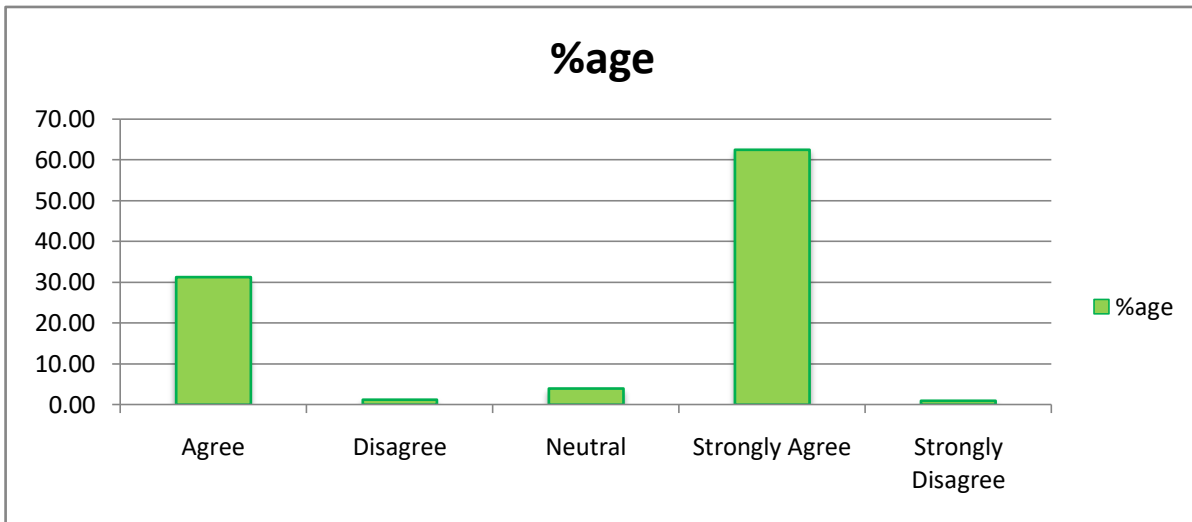
Sr. No.	Topic	Criteria	%age
15	Quality Improvement Of The Teaching Learning Process	Agree	33.12
		Disagree	0.57
		Neutral	4.51
		Strongly Agree	61.23
		Strongly Disagree	0.57



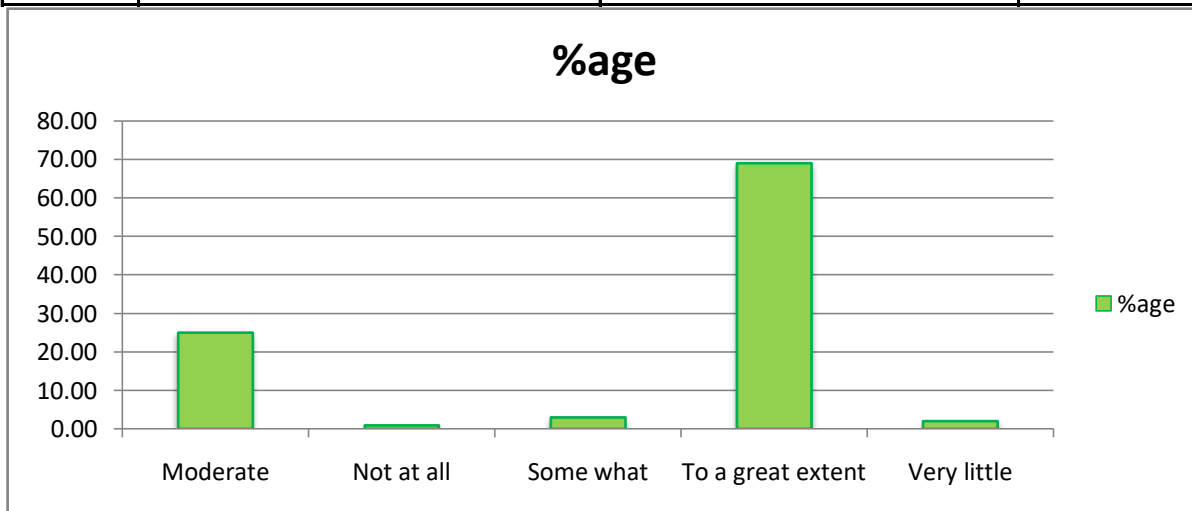
Sr. No.	Topic	Criteria	%age
16	Institute/ Teachers Use Student Centric Methods	Moderate	25.97
		Not at all	0.97
		Some what	2.57
		To a great extent	68.23
		Very little	2.26



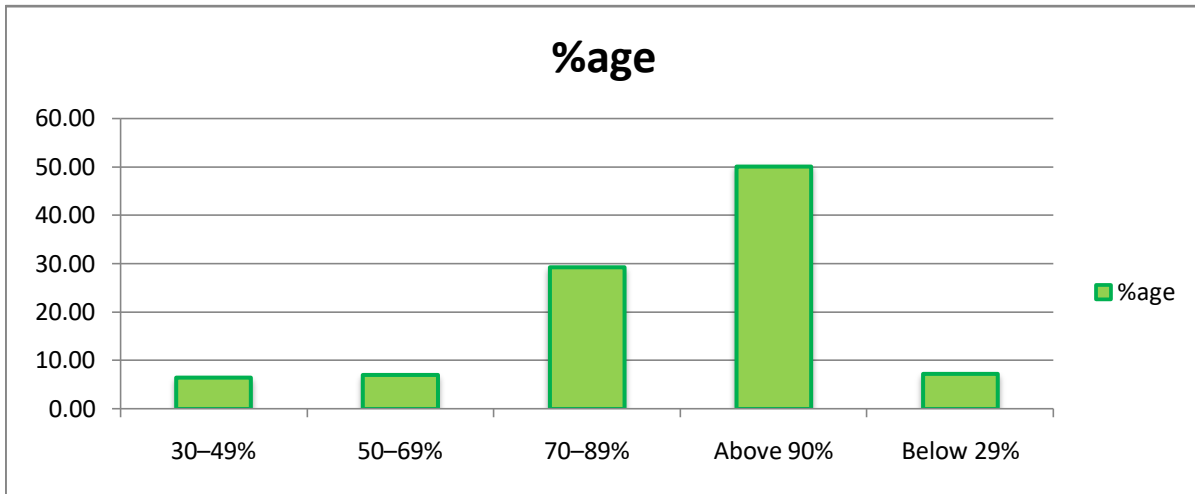
Sr. No.	Topic	Criteria	%age
17	Teachers Encourage You	Agree	31.26
		Disagree	1.24
		Neutral	3.96
		Strongly Agree	62.54
		Strongly Disagree	1.00



Sr. No.	Topic	Criteria	%age
18	Teachers Efforts To Inculcate Soft Skills	Moderate	25.00
		Not at all	0.97
		Some what	2.97
		To a great extent	69.00
		Very little	2.06



Sr. No.	Topic	Criteria	%age
19	Use ICT Tools	30-49%	6.48
		50-69%	7.03
		70-89%	29.23
		Above 90%	50.00
		Below 29%	7.26



Sr. No.	Topic	Criteria	%age
20	Overall Quality Of Teaching-Learning Process	Agree	26.00
		Disagree	0.52
		Neutral	4.50
		Strongly Agree	68.00
		Strongly Disagree	0.98

